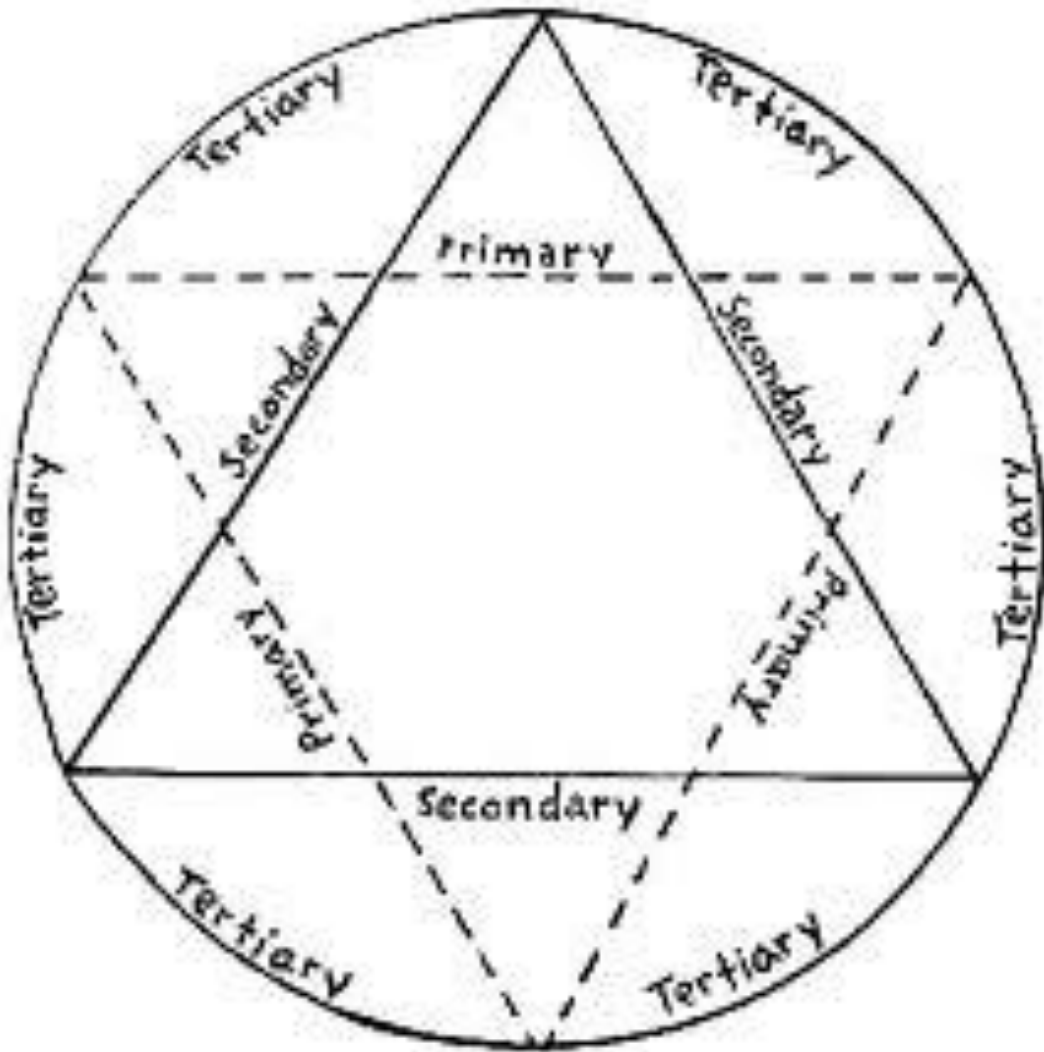


# ELEMENTS OF ART:

## COLOUR

Complete the below colour wheel by colouring in and labelling the colours of the colour wheel in the correct places on the wheel.



1. What are the three Primary Colours in the colour wheel?

---

2. How are Secondary and Tertiary colours made?

---

---



---

---

Using the magazine or different colour papers, complete the box below by cutting out (neat and tidy), the colours that fit into the appropriate box,

## WARM COLOURS

## COOL COLOURS



Warm colours can be described as:

---



---

Cool colours can be described as:

---

---

In the boxes below, create your own example of a colour that has a tint and a colour with a tone. This can also show the value of a colour.



# ELEMENTS OF ART:

## TEXTURE

Texture is how something looks and feels. You can use line, colour or shape to create texture. How can we create texture?

In the boxes below, create two textures using different surfaces, and one texture using colour and shape.

# TEXTURE



SMOOTH



ROUGH



HARD




SOFT



WOVEN



BUMPY/LUMPY



JAGGED/IRREGULAR









RIDGED

# ELEMENTS OF ART: LINE

In each of the boxes below, draw the list of different line types.

**STRAIGHT, ZIG-ZAG, THICK, THIN, SPIRAL, BROKEN, VERTICA**



To the grade 7s of Leicester Road Primary School

Life kicks us all around sometimes. It scares you and beats you up, but there always comes a day when you realize that you're not just a survivor, **YOU ARE A WARRIOR!!** You're tougher than anything it throws your way and you are; **YOU ARE!!**



You are doing a great job keeping up to date with your work. We will get through all of this together. I am thinking of you and missing you daily. The memories of your smiles, stories, and antics bring me joy in the rough times. I can't wait see you again, and hear about all the fun things you have done

Love you with all my heart

Miss Mckop



# An index to help you with your worksheets

## The colour wheels

There are three different types of colours: primary, secondary, and tertiary colours.

The primary colours are red, yellow, and blue.

The secondary colours are **green**, **orange**, and **purple**.

Tertiary colours are when you mix the primary and secondary colours together, for example yellow-**orange**, red-**orange**, red-**purple**, blue-**purple**, blue-**green**, and yellow-**green**.

## Warm & Cool Colours

**Warm colours** — such as red, yellow, and orange; evoke **warmth** because they remind us of things like the sun or fire.

**Cool colours** — such as blue, green, and purple (violet); evoke a **cool** feeling because they remind us of things like water or grass

## Tints and tones

Hue is a colour or shade.

**Tints**- You **get tints** when you add white to any hue on the colour wheel

**Tones** -Whenever you add both black and white to a hue, you **get tones**