

ACTIVITY 1:

Study the pictures below and place them in

Living	Non-living
Living	bean

2) Look at each animal's tail. What do you think each animal uses its tail for?

Elephant: Sweating flies.

Crocodile: Movement


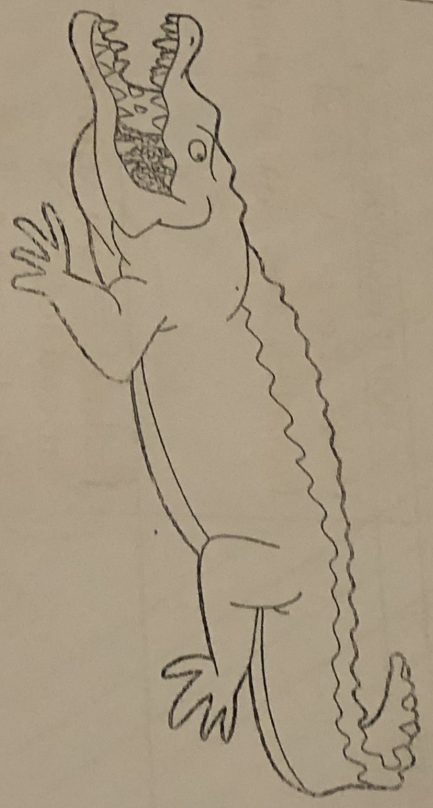

Baboon: Balance

3) Use the table below to describe each animal's body covering and explain how it helps the animal.

	BODY COVERING	HOW IT HELPS THE ANIMAL
Elephant:	<u>Skin</u>	Helps keep it cool. Protects the elephant.
Crocodile:	<u>Scales</u>	Protects from other crocodiles. Able to warm the crocodile up.

Baboon: Fur

Keep the baboon warm.



where
bat sends
hits the objects
sound to an animal
Snakes "taste" the air with the
lightest vibrations in the gro

ACTIVITY 1:
Study the pictures below

Living	
Non-living	

beon
Fire

es
Flo
m