


Grade R

Home programme




Week 9
1 – 5 June 2020


Academic Home Programme:

Monday 1st June 2020	
<u>Maths</u>	<p>Morning Ring: Days of the Week (Repeat daily please) Today`s date and weather. What day is it today? Today is Monday What day was yesterday? Yesterday was Sunday What day is it tomorrow? Tomorrow will be Tuesday How many days in a week? How many months in a year? June is the new month. What month came before June? Learners to sing their days of the week and month songs.</p> <p>Counting: Count everyday objects up to six and backwards. Have children show you 6 teaspoons or forks. Learn to count up to 6 and further up to 10. Have children count backwards from 6 and then from 10 to zero and blast off! Sing the song “10 little leaves so bright and gay were dancing around on a tree one day, in came Mr Wind and blew and 1 little leave came tumbling down...” Repeat down to zero leaves. Count in 2s up to 10 eg. 2, 4, 6, 8, 10</p>
<u>English</u>	<p>Let children draw a picture of their weekend news and discuss what they did over the weekend. Write a sentence that describes the child`s drawing Play Snakes and Ladders or any other board game available and talk to the child about it.</p>
<u>Life Skills</u>	<p>Gross Motor Skills: Keeping fit and strong: Do some physical activities: skip, jog, march up and down Roll a ball to each other, throw a ball up and catch</p>

Tuesday 2nd June 2020

<p><u>Maths</u></p>	<p><u>Morning Ring:</u> Today`s date and weather. Sing the Days of the Week What season is it now? What was last season? What happens in Autumn? What colours are the leaves?</p> <p><u>Counting:</u> Learners must collect a specified number of leaves that has fallen off the trees outside. Say: “Please fetch me 4 leaves/6 leaves/ up to 10 leaves What colour are the leaves? See colours of leaves – orange, red, brown, yellow.</p>
<p><u>English</u></p>	<p>Introducing the letter K – Kicking King</p>  <p>It is a long K, not a round C Kicking King loves playing soccer. Find words that start with K eg. Keys, kitchen, kitten Use play dough to make a K</p>
<p><u>Life Skills</u></p>	<p>Remind children of the importance of washing their hands Wash hands before eating and after any activity Sanitise hands regularly Clean and tidy after any activity is complete Help to clean and tidy their rooms</p>

Wednesday 3rd June 2020

<p><u>Maths</u></p>	<p>Morning Ring: Sing: What`s the weather, what`s the weather, what`s the weather like today, tell us (child`s name) what`s the weather, what`s the weather like today? Is it sunny, is it cloudy, is it raining out today, is it snowy, is it windy, what`s the weather like today? What is the first month of a year? What month are we in?</p> <p>Count backwards using the nursery rhyme 6 little ducks ``Six little ducks went out one day, over the hills and far away, Mother duck called, `quack, quack, quack, quack,!`` But only five little ducks came back,,,,, Story sums: There are 6 leaves on the tree, one falls down, how many are left... and so on down to zero.</p>
<p><u>English</u></p>	<p>The Seasons Talk about what happens in each season: Summer is hot, we go swimming and have picnics Spring is warm and the flowers begin blooming and leaves begin to grow Autumn is chilly and leaves turn brown, red and gold and fall off the trees Winter is cold, we dress in warm Wintery clothing</p>
<p><u>Life Skills</u></p>	<p>Create a collage using leaves. Draw the bark of a tree and stick different leaves onto the tree.</p> 

Thursday 4th June 2020	
<u>Maths</u>	<p>Morning Ring: Days of the week Months of the year Discussion on how we prepared breakfast today – did we have porridge, cereal, a hot breakfast or sandwiches Children help to set breakfast table</p> <p>Find different shapes around the house and discuss The dining room table is a rectangle. It has two long sides and two short sides The photo frame is square, it has four sides of the same length The plate is round A triangle has three sides Play a game of finding different shapes and counting how many shapes they have</p>
<u>English</u>	<p>Read the story: The Tale of Peter Rabbit https://freekidsbooks.org/wp-content/uploads/2017/01/Peter-Rabbit-FKB-Kids-Stories.pdf Read the story and discuss Ask what part of the story your child liked the most Now find a story of your own to read to your child</p>
<u>Life Skills</u>	<p>Exercise: Skip with or without a skipping rope to the count of 6 or more Play hot potato, cold potato: Hide an object and allow your child to hunt for it either in the garden or in the child’s room</p>

Friday 5th June 2020

<p><u>Maths</u></p>	<p>Morning Ring: Repeat days of the week Today is Friday, Yesterday was Thursday, Tomorrow will be Saturday Repeat the months of the year</p> <p>Revise numbers up to 10 Show 1 to 10 fingers Revise shapes</p>
<p><u>English</u></p>	<p>Go back to yesterday's story. Ask your child to draw their favorite part of the story in detail and praise him or her for doing so well.</p>
<p><u>Life Skills</u></p>	<p><u>Weekend Baking: Chocolate Dips</u></p> <p>You can make delicious homemade sweets by dipping your favorite fruit and nuts into melted chocolate. Make your sweets out of different fruits and nuts and place them in pretty sweet papers to give them away as presents or just enjoy eating them!</p> <p><u>What you need:</u> 150g of chocolate Almonds Walnuts Banana Cherries Strawberries Or any fruit and nuts to dip into chocolate</p> <p><u>Method:</u> Break the chocolate up into a bowl. Ask mum or dad to heat some water in a pot on a low heat. Stand the bowl over the pot and melt chocolate or melt chocolate in the microwave, stirring often. Turn off the heat and mum or dad should move the bowl of chocolate to the table onto a tablemat. Place the fruit on a toothpick and dip it halfway into the chocolate. Use your</p>

hands to dip the nuts into the chocolate. Put the finished dipped fruit and nuts in paper sweet cases or arrange in a pattern on a plate.

